

Dirty Hands Dirty Faces (Parker McGee)

I deciphered this tablature while reviewing the video of Michael's performance at Bemidji MN in 1995. I never got a chance to see him perform personally and I am the poorer for that. But through MJBLUE his music lives on, and I do my best.

I have written the tab as accurately as I could for the first verse, choruses and bridge to give a good idea on how to play the entire song. Michael adds embellishments and uses different fingering patterns through subsequent verses, but this presentation serves me well and I let my fingers go where they want on occasion anyway.

Michael plays this song at Bemidji with a capo on the first fret, while playing it tuned down elsewhere, so put it where it best suits your voice.

It should be kept in mind that while music needs to be structured, it mustn't be 'rigid.' There is a difference. I have noted the song's tempo and it pretty much plays at that speed, with variations where they are necessary of course.

There are a few quick fingering changes that with practice I hope to master myself. I don't go in for labels; beginner, novice, advanced sort of thing. From what I've seen of Michael's songs his fingering is not complicated, just a bit 'tricky' at times so his tab should be accessible with a little dedication and practice.

I have been playing for a lot of years and through habit have become somewhat complacent in fingering patterns. It is such a treat to be shown different fingering and chord transitions and I'm still learning, with help from the master.

And of course my thanks to Paul Ashley who gave me the idea to do this for you.

Enjoy,

Dale Dickson

February 2019

DIRTY HANDS DIRTY FACES (Parker McGee)

MICHAEL JOHNSON

Tuning - Drop D
Capo - 1
Tempo - 76

INSTRUMENTAL ⇒

1. Dirty hands, dirty faces,

2. The day to day, it slips away, you're in diapers and then you're danc.....ing

what am I gonna do about you
and the music that you hear is not for me

you've been out playing in those forbidden places
Sometimes I forget about the things that really matter, I'm holding

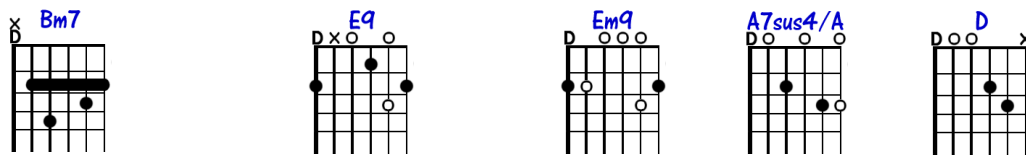
so run along and wash 'em up your supper's getting cool
tighter, you're running faster, as you struggle to be free, (go to Chorus)

hurry up, slow down, how can you be so clumsy


didn't you see it standing there

go on now answer me before I get angry

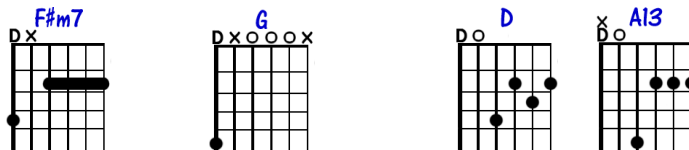
DIRTY HANDS DIRTY FACES - 2



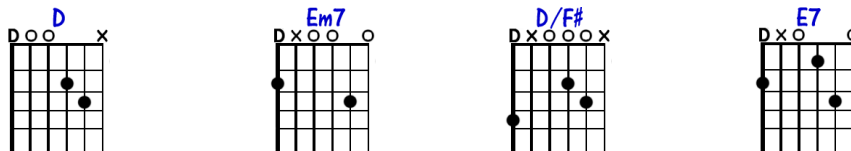
and go to your room and shut the door and see if I care



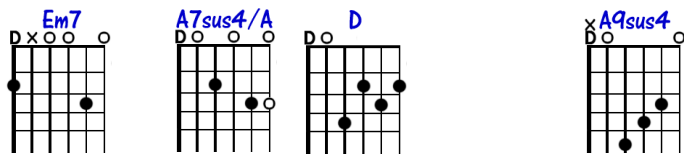
(Chorus) Yes but someday, when we're standing eye to eye



And your trucks and your guns are all behind



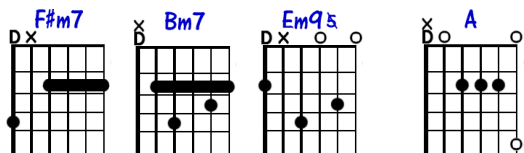
Well I hope you'll be more kind and understanding with your daddy



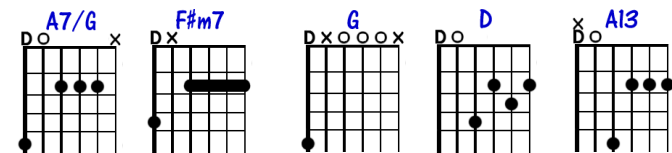
Than I was with mine

(first time through go to verse 2, second time continue to bridge below)

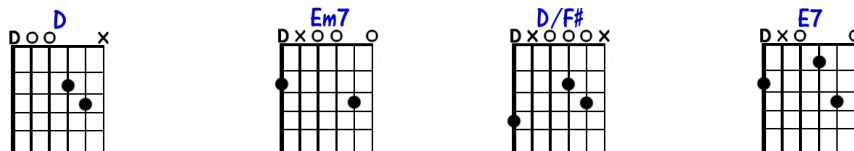
(Bridge)



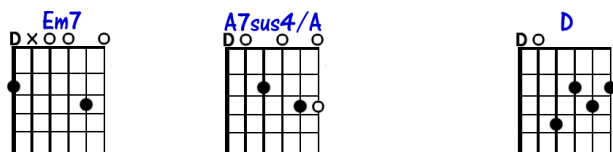
So on your way, my little one



You've got some dreams to find



Still I hope you'll be more kind and understanding with your daddy



Than I was with

mine

Tablature Below





Dirty Hands, Dirty Faces (DADGBE)

by Parker McGee

4/4

capo 1
tempo 76

arr. Michael Johnson

tablature by Dale Dickson

2 of 2

still I hope you'll be more kind and under.....standing with your dad.....dy

than I was with mine.

NOTES:

When you see this  etc. it means play all the joined notes together as one.

When you see this  it means play the notes quickly in a strumming or arpeggio fashion.

Muted strings are indicated with an 'X' usually with an adjacent finger.