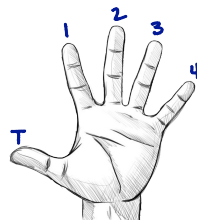


Walk Me Round Your Garden (Dick Pinney)

I have derived the tablature from either watching Michael Johnson's videos, or deciphering the patterns listening to his audio recordings. I never got a chance to see him perform personally and I am the poorer for that. But his music lives on, and I do my best.

This song initially sounds discordant in that it walks down the guitar fingerboard in descending semi-tones. As such it has an unusual, though pleasant sound overall resolving itself nicely and it is quite an enjoyable song to play. And it does give one lots of practice with barre chords.

It is played with individual notes in a somewhat rigid tempo. I have written the tab in simple form with fewer flourishes than it could have. Feel free to add whatever you wish to round it out. However it is quite adequate as is and I wouldn't go too crazy with it. Also included in the TAB as an aid is the left-hand fingering I use as well, for information.



I have heard Michael sing versions of this song on five occasions and the progression is 'generally' below:

Verse 1
Chorus & instrumental
Verse 2
Chorus x 2
Final instrumental

Enjoy,

Dale Dickson

April 2020

<https://youtu.be/ivHT6R4K-yI> 33:39 mark (audio)

<https://youtu.be/87S4HCjEowc> 1:14:08 mark (audio)

<https://youtu.be/yYQNfEUxHJO> 24:22 mark (audio)

WALK ME ROUND YOUR GARDEN (Dick Pinney)

MICHAEL JOHNSON

Tuning - Drop D
 Capo - x
 Tempo - 91

INSTRUMENTAL =>

1. For all you mad musicians when your dreams of fortune melt
2. For all the politicians with a conscience for the earth

1. For all the crazy artists locked up painting for themselves
2. For all the aging teachers looking round so far from birth

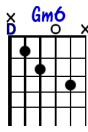
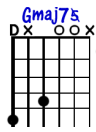
1. For all the captive dancers in their motion sickness hell
2. For all excited scientists who run for all they're worth

Well I hope that it goes well

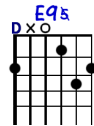
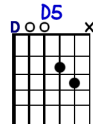
And I hope somehow you sell to some.....one some.....time

WALK ME ROUND YOUR GARDEN - 2

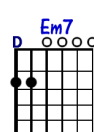
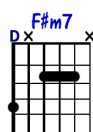
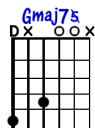
CHORUS:



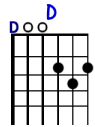
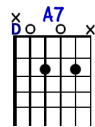
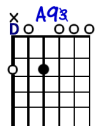
And you're all dressed up like paradise



But when it's goodbye to the crowd



Won't you walk me round your garden



Before your sun goes down

2 3 2 2 4 2 1

5

3

0 0 0 0 0 0 0

0-2 0-2 0 2-4

2-3 0-2 0 0

0

E
B
G
D
A
D

4
4

Fingerings for the chorus melody: The notation shows fret numbers for the strings E, B, G, D, A, D. Above the staff are fingerings: 2, 3, 2, 2, 4, 2, 1. Below the staff are fingerings: 5, 3, 0, 0, 0, 0, 0, 0, 0-2, 0-2, 0, 2-4, 0. The staff is divided into two measures by a vertical bar line. The first measure contains the first six notes, and the second measure contains the last note and a long horizontal line indicating a sustained note.



Walk Me Round Your Garden (DADGBE) 4/4

by Dick Pinney

capo 0
tempo 91

arr. Michael Johnson
tabature by Dale Dickson

2 3 2 2 4 2 4 1 3

E 5 3 3 3 3 0

B 0 0 0 0 0 0 0 2 0 2 3 3 0

G 0 2 0 0 0 0 0 0 0 0 0 0 0 2 0 2

D 2 3 0 2 0 2 0 2 4 0 0 0 0 0 0 0

D intro

For all you mad mus...icians when your
For all the pol...it...icians with a

1 1 1 1 4 1 1 1 1 3 1 4 1 3 1 4 1 1 1 1 4 1 1 1 1 3 1 4 1 3 1 4

E 7 6 6 6 5 5

B 4 4 4 4 4 4 3 3 3 3 3 5 3 5 3

G 4 4 4 4 6 4 6 4 3 3 3 3 3 5 3 5

D 4 4 4 4 4 6 4 6 3 3 3 3 3 5 3 5

dre...ams of for...tune melt... For all the cra...zy art...ists looked up
con...science for the earth. For all the ag...ing tea...chers look...ing round

1 1 1 1 4 1 1 1 1 3 1 4 1 3 1 4 1 1 1 1 4 1 1 1 1 3 1 4 1 3 1 4

E 5 4 4 4 3 3

B 2 2 2 2 4 2 4 2 3 3

G 2 2 2 2 2 4 2 4 3 3

D 2 2 2 2 2 4 2 4 3 3

paint...ing for them...selves! For all the cap...tive dan...cers in their mo...
so far from birth. For all ex...ci...ted sci...en...tists who

2 4 2 2 3 2 4 2 3 2 4

E 3 2 3 0 3 0 2 0 3 0 3 0 2 0 3

B 0 2 0 2 0 2 0 2 0 2 0 2 0 2 0 3

G 0 0 0 0 0 2 0 2 0 2 0 2 0 2 0 2

D 0 0 0 0 0 2 0 2 0 2 0 2 0 2 0 2

0...tion sick...ness hell... Well I hope that it go...es we...ll... and I hope
run for all they're worth.

3 3 2 3 1 2 3 2 1 4 2 1 4 3

E 3 3 0 2 0 3 0 5 0 2 3 5

B 2 0 2 0 2 0 5 0 0 2 3 5

G 0 2 0 2 0 2 4 5 0 0 0 4

D 0 2 0 2 0 2 4 5 0 0 0 4

some...how you se...ll to some...one some...time. And you're

3 2 1 2 4 1 4 2 1 4 3

E 0 0 3 3 3 2

B 0 0 0 0 0 2 3 3

G 4 4 2 2 2 0 0 2 3

D 5 5 2 2 2 0 0 0 2

all dressed up like par...a...dise but when it's godb bye to the crbwd, won't you

3 2 3 1 1 1 2 2 2 3 1 3

E 0 0 0 0 0 2 3 3

B 0 0 0 0 0 0 2 0 2 3 3

G 4 0 2 2 0 0 0 0 0 2 0 2

D 5 0 2 2 0 0 0 0 0 0 0 2

walk me round your gar...den be...fore your sun goes down.
spread this out as you wish.

1 3 2 2 3 2 2 4 2 4 1 3

E 3 3 3 3 5 3

B 2 2 2 2 0 0 0 3 5 3

G 0 0 0 0 0 0 0 0 2 4 3

D 0 0 0 0 2 3 0 2 0 0 2 4 5 3