

I Need Your Light (Michael Johnson & Jim Varsos)

I have derived the chords and tablature for this phenomenal tune from listening to Michael's audio recording of the song. I never got a chance to see him perform personally and I am the poorer for that. But through MJBLUE his music lives on, and I do my best.

I have endeavoured to be as accurate as possible so this is pretty much how the notes play. For the tablature, I have just written the tab for the first verse and choruses to give a good idea on how to perform the entire song. Michael rarely played the same verses, or entire songs the same way twice anyway, as has been noted elsewhere.

It should be kept in mind that while music needs to be structured, it musn't be 'rigid.' There is a difference. With this in mind you can use the tempo as a guideline for pacing; meaning you don't need to play strictly to the metronome. Play it your way while keeping true to the original.

Also, because of my total lack of formal training in musical theory it's likely I have not used the 'coda' and 'sign' notations correctly, but you will be able to follow along while listening to Michael's recording.

And my thanks to Paul Ashley who gave me the idea to do this for you.

Enjoy,

Dale Dickson

December 2018

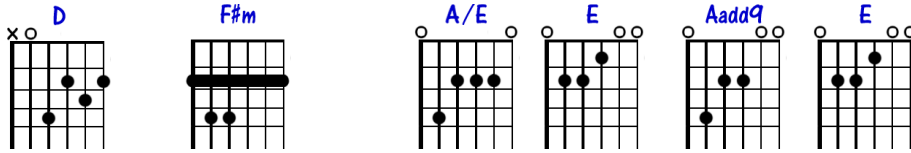
I NEED YOUR LIGHT (Michael Johnson & Jim Varsos)

MICHAEL JOHNSON

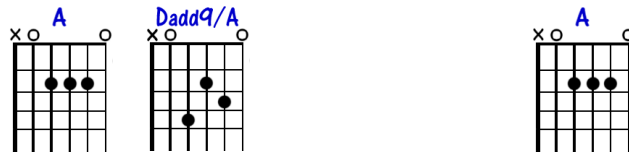
Tuning - Std
 Capo - x
 Tempo - 73



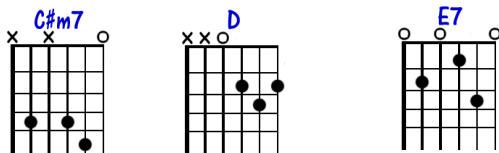
1. I am down, weary of the thunder and the storm
 2. When I rise and I try to find some comfort in the dawn



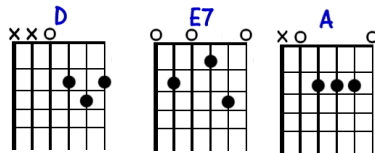
I find myself believing I won't ever get warm
 But the troubles of the day keep coming on and on



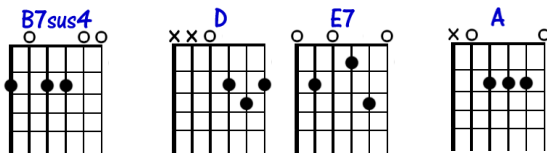
And I am lost, fading like a shadow in the dark
 Without you, oh I wonder how I'd make it on my own



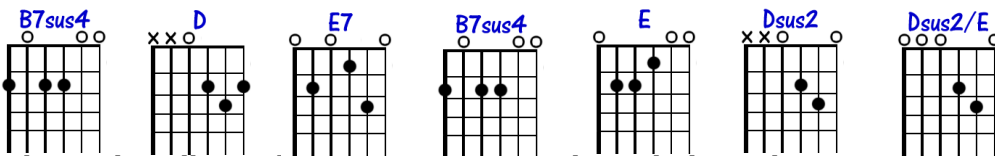
I could never find my way without a spark
 I'd be wandering with no direction home



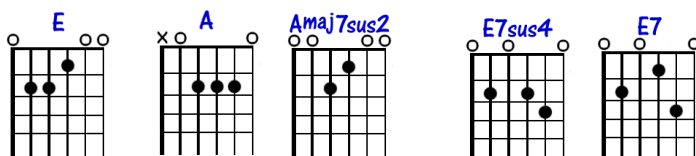
(Chorus) I need your light to shine on me



I need your tender com.....pany

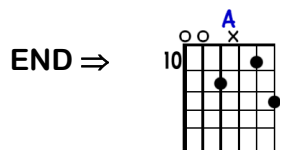


And I need all your love to see me through the night



I need your light

Repeat chorus and end



Tablature Below



